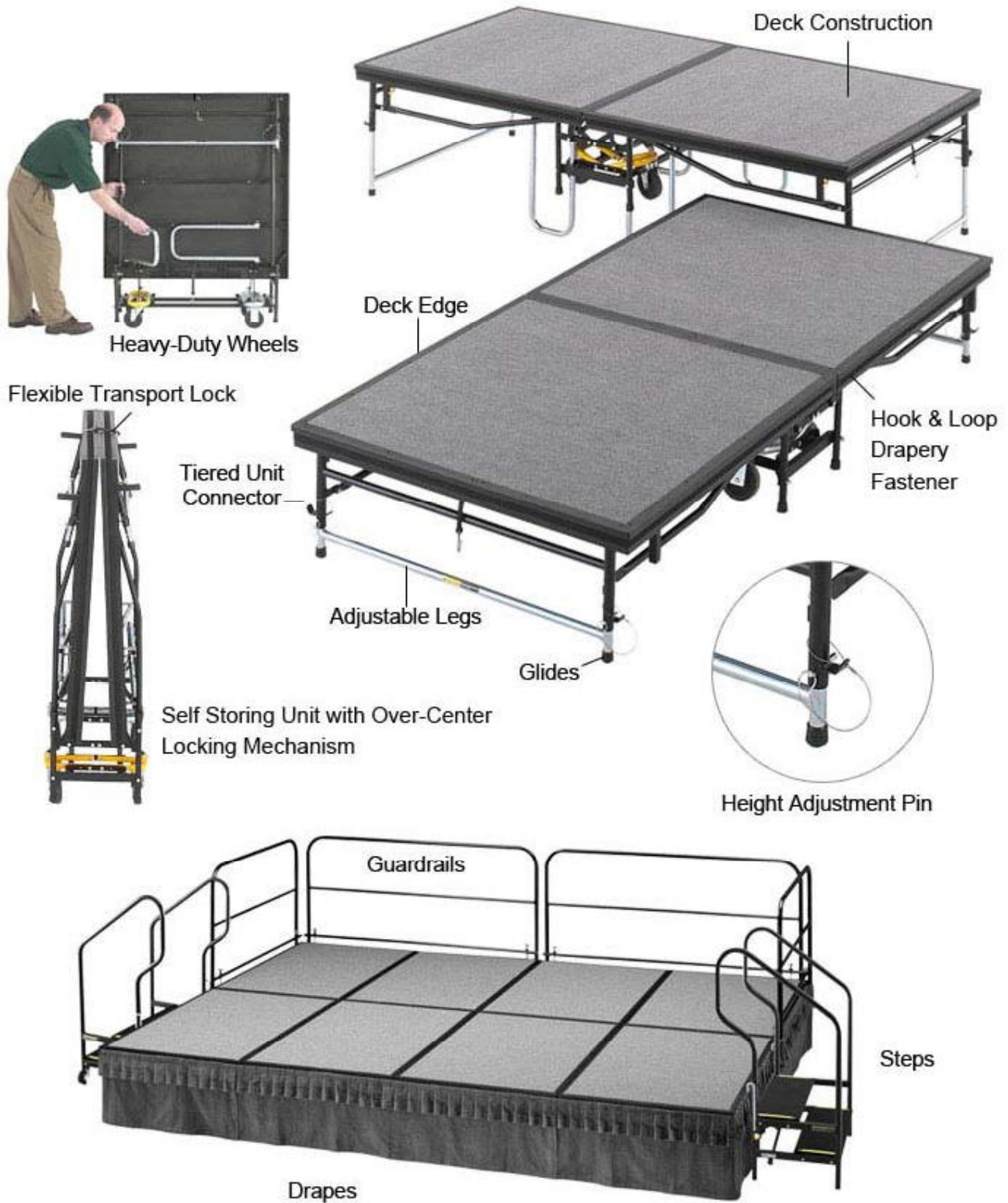


SICO® 1800 Single & Dual-Height Stage System

A single or dual-height mobile folding stage with carpet or hard tuff-deck surface.



Features, Advantages & Benefits

Deck Construction – Constructed with durable 5/8" thick plywood.

- **Unitized Steel Frame** - Constructed with a rigid, one-piece arc-welded unitized steel frame for long-lasting strength and durability. Deck is securely anchored to frame with rivets for ultimate structural stability.
- **Deck Edge** - A vinyl coated steel deck edge wraps around the perimeter of the stage for long-lasting wear and durability.
- **Deck Surface** - Complement your deck surface with long wearing carpet, or a durable scratch-resistant black Tuff-deck.
- **Hook & Loop Drapery Fasteners** – Continuous hook & loop fastener banding placed around the perimeter edges of decking allows for quick and easy attachment of skirting without any clips or pins.
- **Load Capacity** - Design live load is a uniformly distributed 125 lbs. per square foot (610 kg. per square meter).

Stage Legs – Stage unit rests on 8 direct-to-floor load bearing legs that serve as points of contact to stabilize the stage in the open position. Stage unit is equipped with either fixed height, or dual height legs.

- **Single-Height Legs** - Available in 8" (20cm), 16" (41cm), 24" (61cm), and 32" (81cm) fixed heights.
- **Dual-Height Legs** – Telescoping legs allow for easy and convenient height adjustments. Equipped only on dual-height stages.
 - **Height Adjustment Pins** – Allows for 8" (20cm) height increments.
 - 16" - 24" (41cm - 61cm)
 - 24" - 32" (61cm - 81cm)
 - 32" - 40" (81cm - 102cm)
 - **Swing-Out Legs** – Legs fold out from beneath the deck for use when stage is set-up at the maximum height. U-shaped leg helps pivot stage into the open position. Equipped only on dual-height stages.
- **Glides** – Non-marring glides protect floors.

Unit-to-Unit Connectors – Attach additional stage units together.

- **Non-Tiered Riser Connector** – Permanently attached spring-loaded yellow connector holds additional stage units securely together when at the same heights. No additional tools required.
- **Tiered Riser Connector** – Built-in black connectors secure additional stages together when units are at different heights. Stage decks slightly overlap in this set-up to eliminate the possibility of chair legs sliding through. No additional chair stop is required.

Compact Self-storing Mobile Unit – Stage deck and legs of unit fold up compactly for storage. Designed to be a self-contained mobile unit for efficient single-person set-up and easy storage, resulting in considerable savings in labor and time. No need for additional transport carts, or heavy-lifting and carrying of individual sections.

- **Over-Center Locking Mechanism** – When legs are folded, the alignment of pivot points create just the right amount of tension to securely hold frame in folded position for storage and transport.



- **Flexible Transport Lock** - The cable at the top of the unit secures stage ends together in the transport position.
- **Heavy-Duty Wheels** – Two fixed and two swiveling heavy duty 5" (13cm) non-marring rubber wheels protect floors, and are designed for long life.
 - No heavy sections to lift or carry. Eliminates the need for a cart.
 - Wheels lower down and make solid contact with floor when folded for mobility.
- **Yellow Wheel Frame** – The painted yellow frame identifies the side of stage unit that contains the swiveling wheels.

Serial Numbers – Attached to frame for easy identification.

Stage Accessories – SICO[®] provides all necessary accessories to complete your professional stage setup. Refer to our literature containing our complete line of stage accessories.

Warranty – Protected by a **3-Year Warranty** against manufacturer's defects. **Lifetime Warranty** on welds.

Specifications

Model No.	Description	Storage Dimensions	Weight
Single Height - 3'x8' (91cm x 244cm) Deck			
1811-308B-??	8" (21cm) H	36" (91cm) L x 16.5" (42cm) W x 52" (132cm) H	170lbs. (77kg.)
1811-316B-??	16" (41cm) H	36" (91cm) L x 17" (43cm) W x 60" (152cm) H	189lbs. (86kg.)
1811-324B-??	24" (61cm) H	36" (91cm) L x 21" (53cm) W x 68" (173cm) H	204lbs. (93kg.)
1811-332B-??	32" (81cm) H	36" (91cm) L x 21" (53cm) W x 76" (193cm) H	235lbs. (107kg.)
Single Height - 4'x8' (122cm x 244cm) Deck			
1811-408B-??	8" (21cm) H	48" (122cm) L x 16.5" (42cm) W x 52" (132cm) H	192lbs. (87kg.)
1811-416B-??	16" (41cm) H	48" (122cm) L x 17" (43cm) W x 60" (152cm) H	224lbs. (102kg.)
1811-424B-??	24" (61cm) H	48" (122cm) L x 21" (53cm) W x 68" (173cm) H	244lbs. (111kg.)
1811-432B-??	32" (81cm) H	48" (122cm) L x 21" (53cm) W x 76" (193cm) H	253lbs. (115kg.)
Single Height - 6'x8' (180cm x 244cm) Deck			
1811-608B-??	8" (21cm) H	72" (183cm) L x 16.5" (42cm) W x 52" (132cm) H	300lbs. (136kg.)
1811-616B-??	16" (41cm) H	72" (183cm) L x 17" (43cm) W x 60" (152cm) H	310lbs. (141kg.)
1811-624B-??	24" (61cm) H	72" (183cm) L x 21" (53cm) W x 68" (173cm) H	330lbs. (150kg.)
1811-632B-??	32" (81cm) H	72" (183cm) L x 21" (53cm) W x 76" (193cm) H	340lbs. (154kg.)
Adjustable Dual-Height - 4'x8' (122cm x 244cm) Deck			
1812-424B-??	16" or 24" (41cm or 61cm) Adj. H	48" (122cm) L x 17" (43cm) W x 60" (152cm) H	250lbs. (114kg.)
1812-432B-??	24" or 32" (61cm or 81cm) Adj. H	48" (122cm) L x 21" (53cm) W x 68" (173cm) H	280lbs. (127kg.)
1812-440B-??	32" or 40" (81cm or 101cm) Adj. H	48" (122cm) L x 21" (53cm) W x 76" (193cm) H	296lbs. (134kg.)
Adjustable Dual-Height - 6'x8' (180cm x 244cm) Deck			
1812-624B-??	16" or 24" (41cm or 61cm) Adj. H	72" (183cm) L x 17" (43cm) W x 60" (152cm) H	335lbs. (152kg.)
1812-632B-??	24" or 32" (61cm or 81cm) Adj. H	72" (183cm) L x 21" (53cm) W x 68" (173cm) H	365lbs. (166kg.)
1812-640B-??	32" or 40" (81cm or 101cm) Adj. H	72" (183cm) L x 21" (53cm) W x 76" (193cm) H	384lbs. (174kg.)
Corner Deck Sections for 1800 Stages			
1684-01BS1	4' (122cm) x 4' (122cm) x 5' 8" (173cm) Corner, Tuff- Deck – 8" (21cm) H		66lbs. (30kg.)
1688-01B??	4' (122cm) x 4' (122cm) x 5' 8" (173cm) Corner, Carpet Deck – 8" (21cm) H		66lbs. (30kg.)

Personalization Options


Durable Tuff-Cord Needlebond Stage Deck Carpet Options



Cayenne (48)



Charcoal (24)



Cloud-Gray (22)



Fern Bank (47)



Light Buff (25)



Metallic Blue (43)




Onyx (23)



Roasted Almond (46)

* A non-carpeted scratch resistant black Tuff-Deck surface option is also available.

Durable Scratch Resistant Tuff-deck Stage Deck Option



Black Tuff-Deck (01)

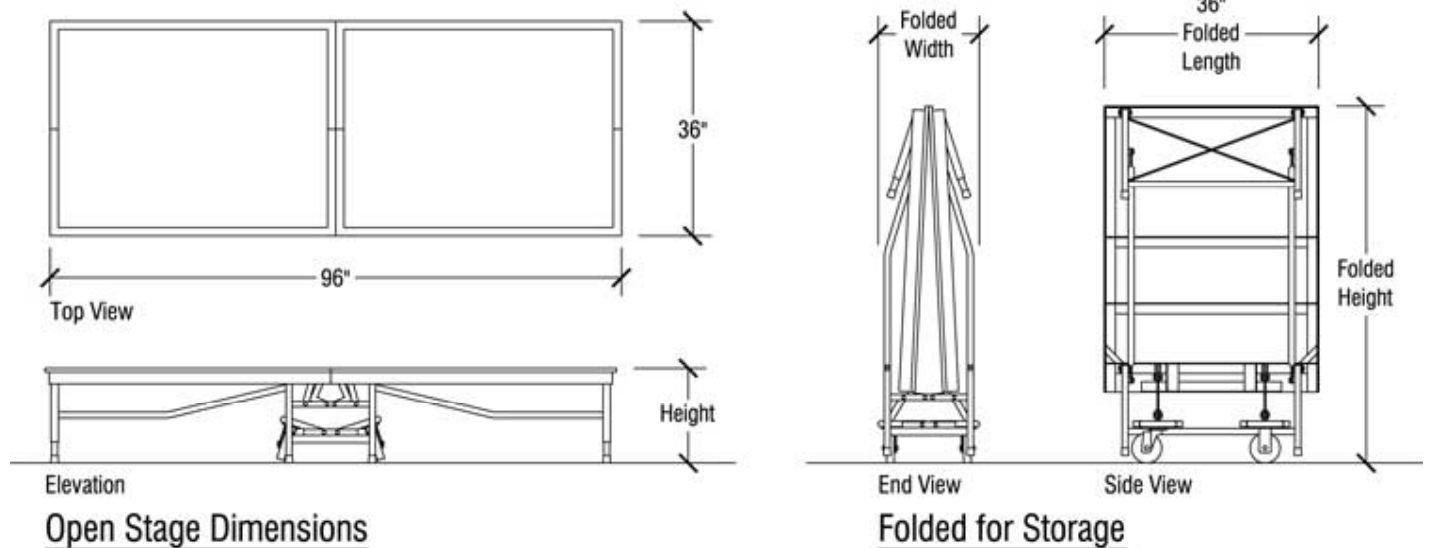


For More Information Visit: www.sicoinc.com/1800.php

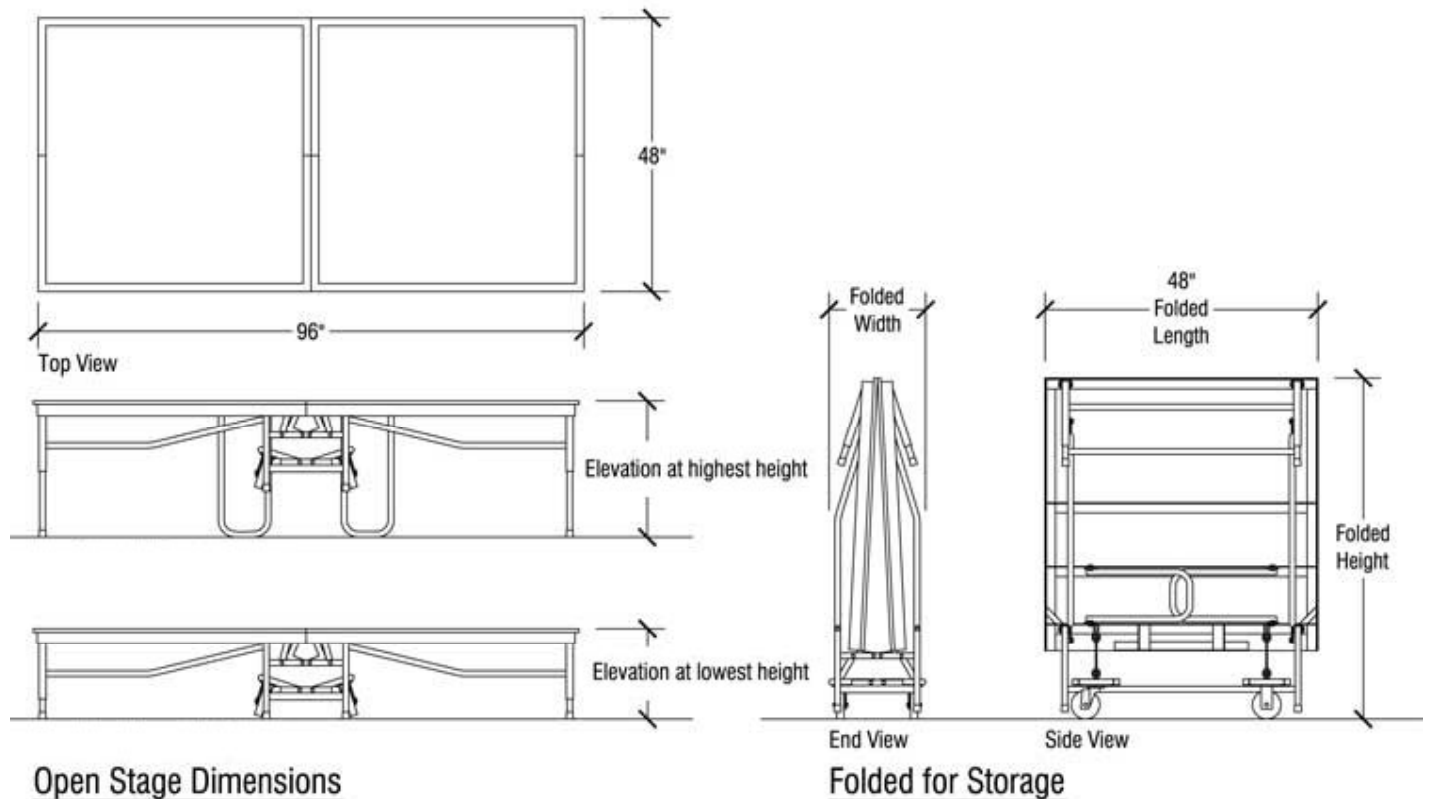
7525 Cahill Road, Minneapolis MN 55439
1.800.533.7426

Dimensional Drawings

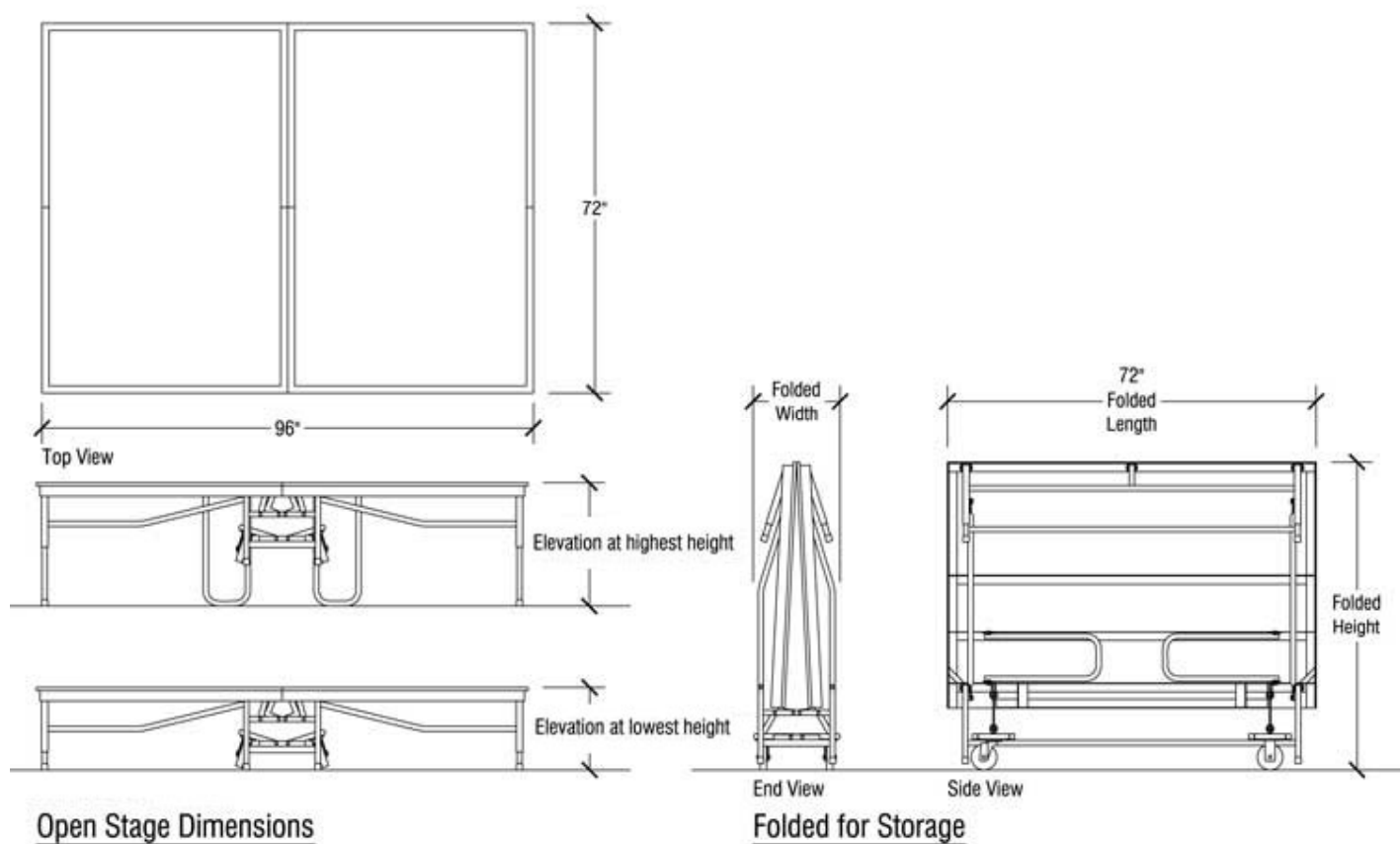
1800 Series 3' x 8' Stages – (Single Height Only) – See Specifications for Sizes and Dimensions



1800 Series 4' x 8' Stages – (Single & Dual-Height) – See Specifications for Sizes and Dimensions



1800 Series 6' x 8' Stages – (Single & Dual-Height) – See Specifications for Sizes and Dimensions



For More Information Visit: www.sicoinc.com/1800.php

7525 Cahill Road, Minneapolis MN 55439
1.800.533.7426